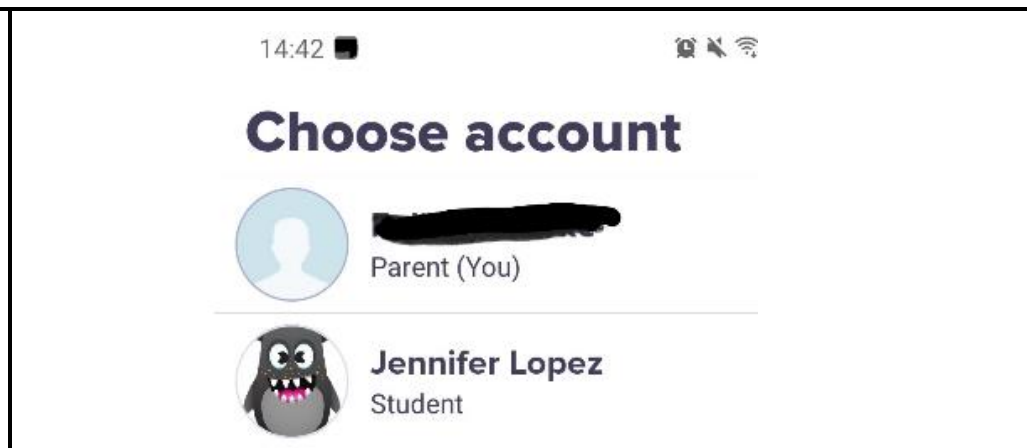
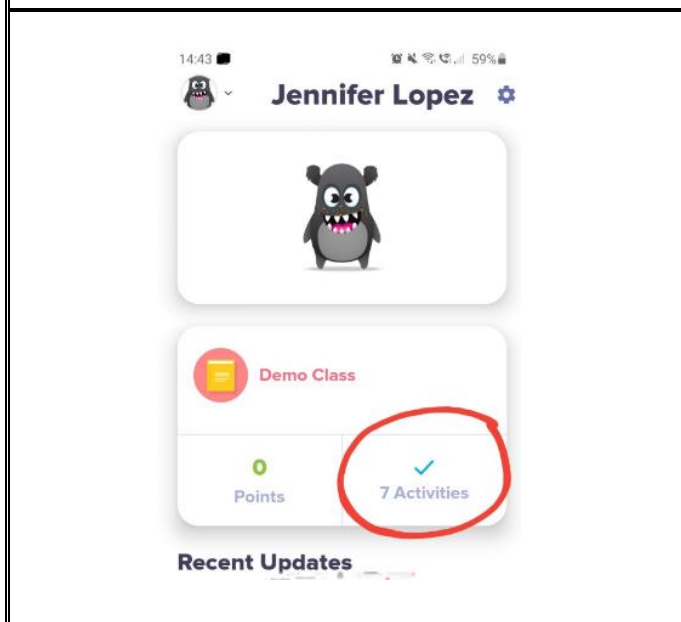




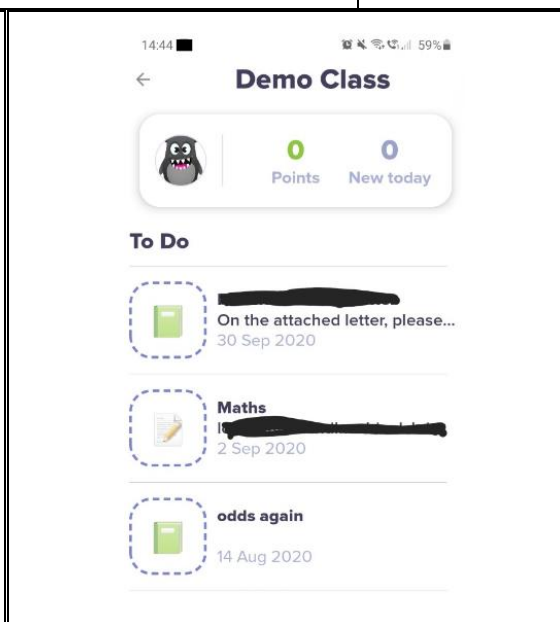
Make sure you are on the student portfolio by clicking on the account symbol on the top left of the page



Select the student account



On the student page click on the blue tick with a number of activities written underneath (circled on here in red).



A list of activities will come up. Click on the activity you would like to complete.

If you have been asked to send back your work as text or a photo when you have finished the activity press cancel and scroll down the page.

Click the blue circle with a white cross in it and follow the instructions.

The Class Dojo app takes you through each step and the work can be submitted clicking the blue arrow.

Please do not hesitate to ring the office if you need further help or use the message function to return work as a photo.

Good luck 😊